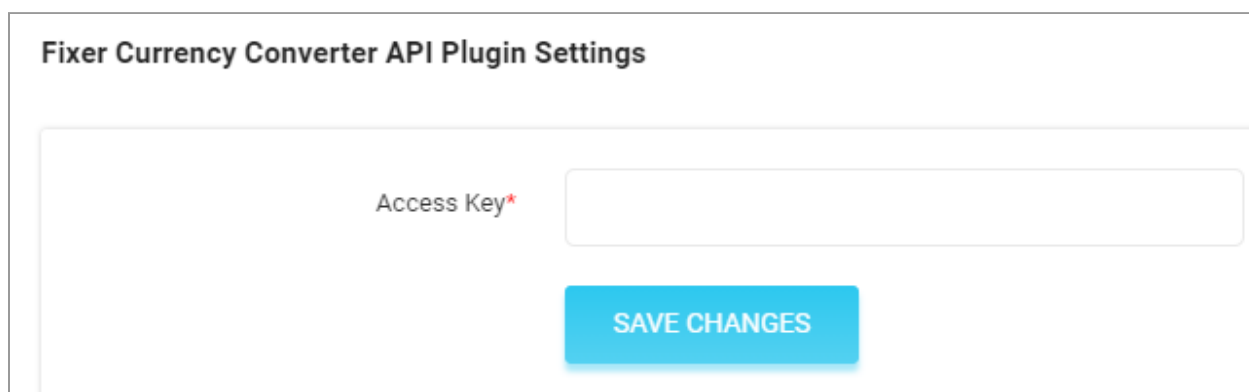


## Fixer Currency Converter API Key Setup Guide

To configure the Fixer Currency Converter API plugin, go to **System Settings > Plugins > Currency Converter > Fixer Currency Converter > Settings**.



The screenshot shows a settings panel titled "Fixer Currency Converter API Plugin Settings". Inside the panel, there is a text input field labeled "Access Key\*" with a red asterisk indicating it is required. Below the input field is a blue button with the text "SAVE CHANGES".

Fig. 1: Fixer Currency Converter API Plugin Settings

### Key Components:

1. Access API Key
2. Output on Admin Panel

### 1. Access API Key

Follow the steps below to get the Access Key -

1. Visit <https://fixer.io/> and click on the 'Sign Up Free' button as shown in the figure 2 below.



Fig. 2: Fixer Homepage

2. The admin will be redirected to the **Pricing** page. **Choose a plan** as per your requirement and follow the steps to complete the signup process.

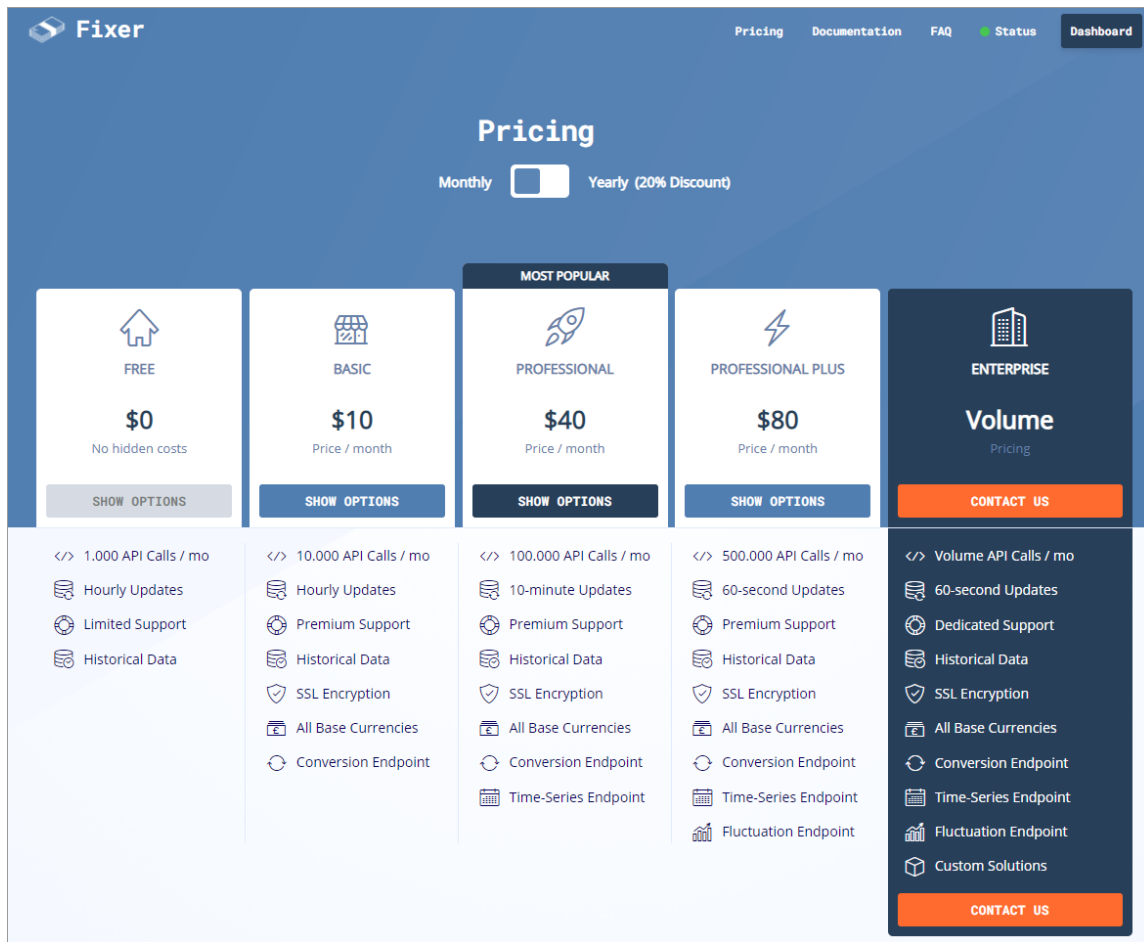


Fig. 3: Fixer Homepage

- Once the signup process is complete, the admin will be redirected to the **Dashboard** page. The **Access Key** is displayed under the 'Your API Access Key' section.

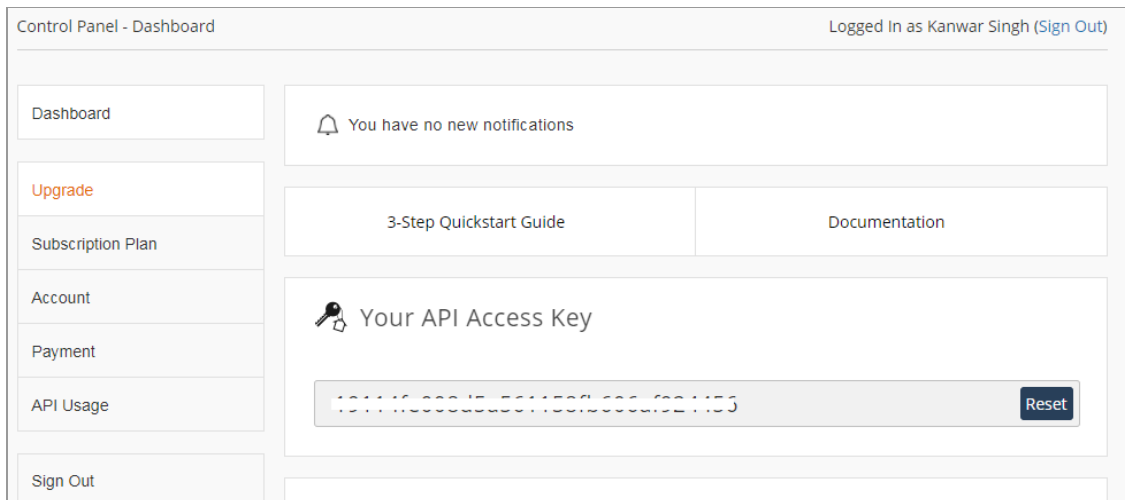


Fig. 4: Fixer Homepage

4. The admin needs to copy this key and paste it in their settings ([Figure 1](#)).

Please note that the Exchange rates delivered by the Fixer API are by default relative to **EUR (base currency)**. This can be changed as per your subscription plan. Changing the default currency might not be possible in a free plan. So when using a free plan, please make sure that the default currency set in your system is Euro.

## 2. Output on Admin Panel

Once the plugin is enabled and the key is configured, please visit **System Settings > Currency Management**. The admin can manage all currency related settings from this page.

Since the API key is configured, an **Update Currency** button will be displayed in the **top-right corner** of the **Currency Management** page. Clicking on this button will fetch the current rates of currencies through the API and update them automatically.

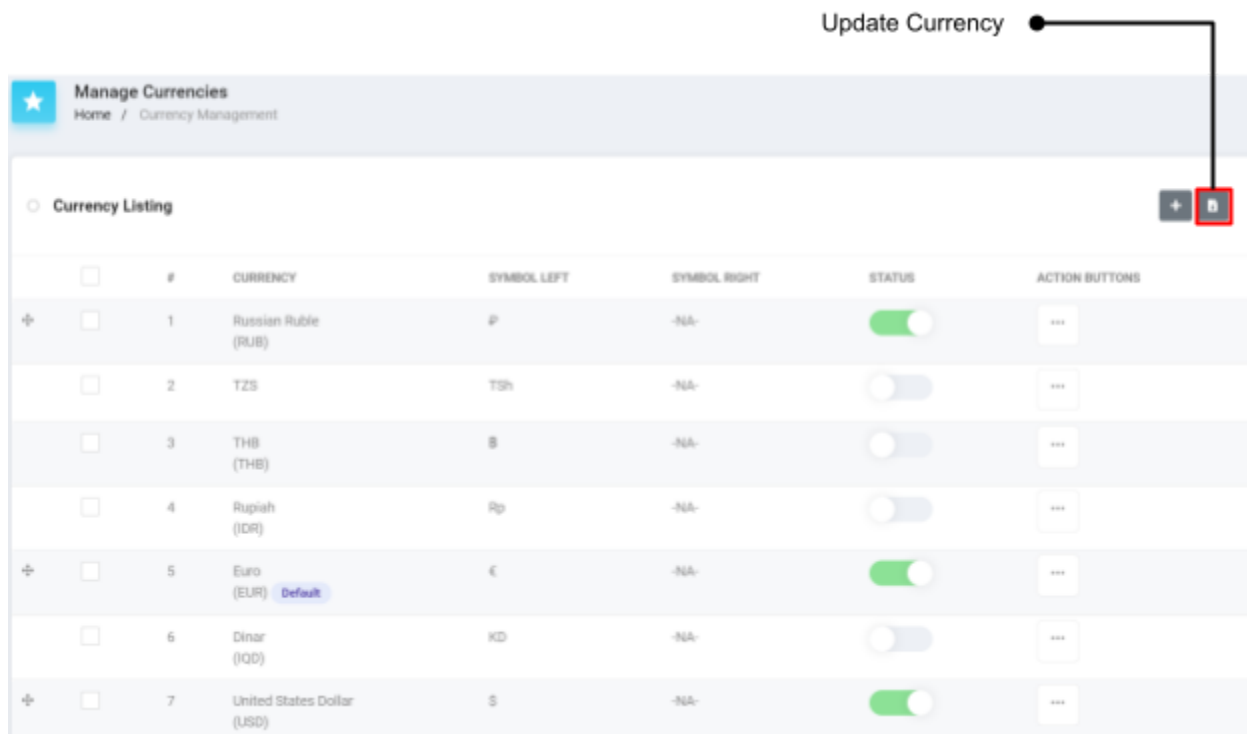


Fig. 5: Manage Currencies

It will also update the **Currency Conversion Value** of each currency keeping the base (or default) currency as unit value (1). Since, EUR is the default base currency for a Fixer Currency Converter API, in this case the value of EUR will be set as 1 and all other currency conversion values will be calculated with respect to it. A success message will be displayed once all the currency rates have been updated.